

Scaled data based on original data using
LM-79-08 Approved Method: Electrical and Photometric Measurements of Solid-
State Lighting Products

Test Report Prepared for
Cooper Lighting Solutions
(formerly Eaton)

Brand: McGRAW-EDISON

Report Number: P595239

Luminaire Tested: **IST-PA1D-760-U-T3-HSS**

Issue Date: 3/22/2022

Test Information

Test Method: LM-79-08
Report Number: P595239
TEST IS SCALED FROM IESNA LM-79-08 TEST DATA (G1-2201-510-11)
Test Lab: INNOVATION CENTER
Issue Date: 3/22/2022
Manufacturer: COOPER LIGHTING SOLUTIONS (FORMERLY EATON)
Product Line: MCGRAW-EDISON
Catalog Number: IST-PA1D-760-U-T3-HSS
Description: IMPACT ELITE LED TRAPEZOID LUMINAIRE
(1) 70 CRI, 5700K, 800mA LIGHT ENGINE WITH 24 LEDS AND TYPE III OPTICS
WITH HOUSE SIDE SHIELD
Light Source: -
Ballast/Driver: ELECTRONIC DRIVER

Summary

Lumens per Lamp: N/A
Luminaire Lumens: 6062 lumens
Efficiency: N/A
Efficacy: 97.1 lumens/watt
Luminous Opening: Rectangular (W 0.75' x L: 0.5' x H: 0')
IES Classification: Type III - Medium
BUG Rating: B1 - U0 - G2

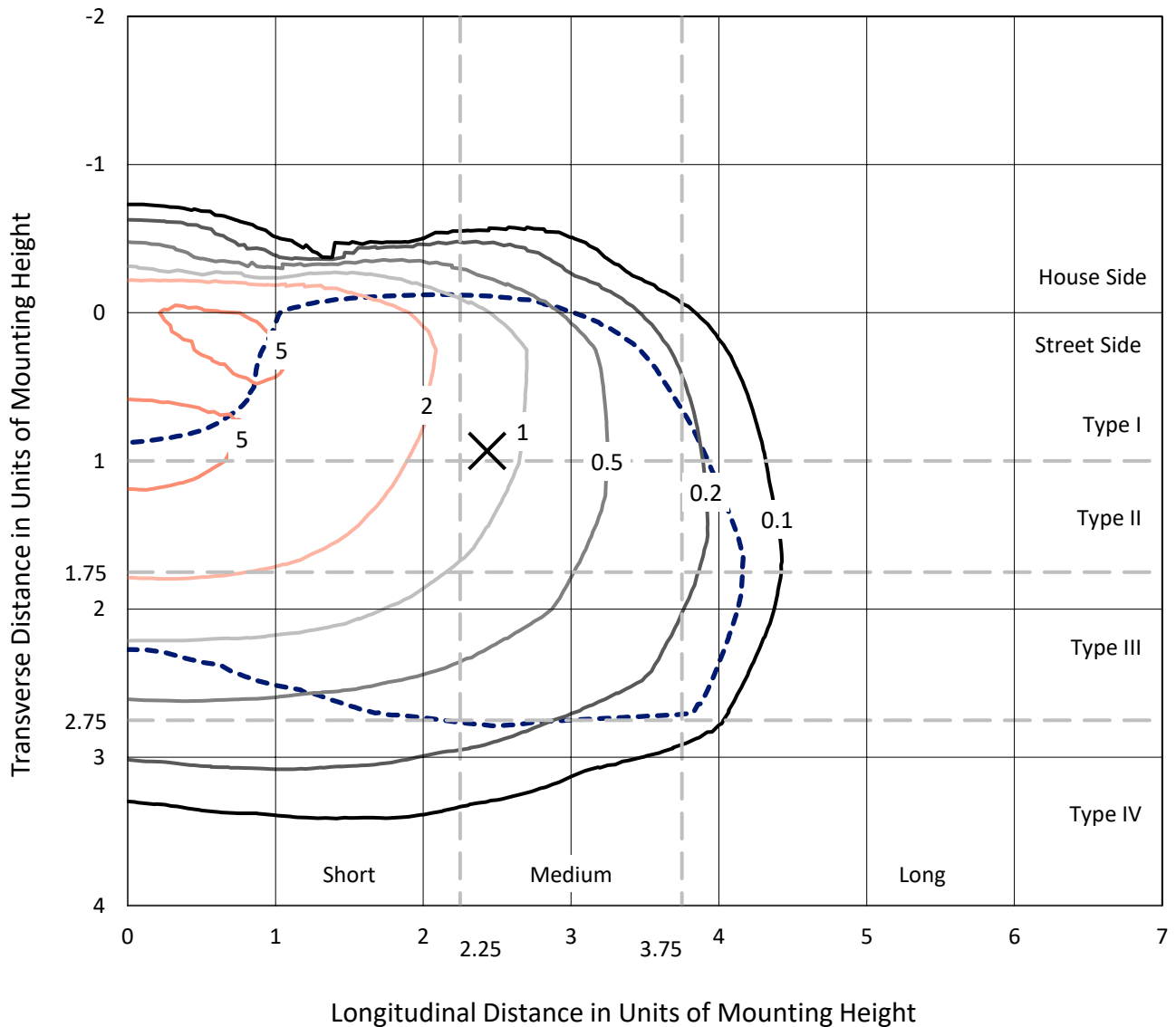
Input Watts (W): 62.4
Input Voltage (V): NR
Input Current (Ain): NR
Voltage Rise (V): NR
Power Factor: NR
Total Harmonic Distortion (THDi): NR
Frequency (hertz): 60
Stabilization Time: NR
Operation Time: NR
Ambient Temperature (°C): NR
Test Distance: 28.75 FT



REPORT NUMBER: P595239
 CATALOG NUMBER: IST-PA1D-760-U-T3-HSS

Iso-Footcandle Lines of Horizontal Illumination

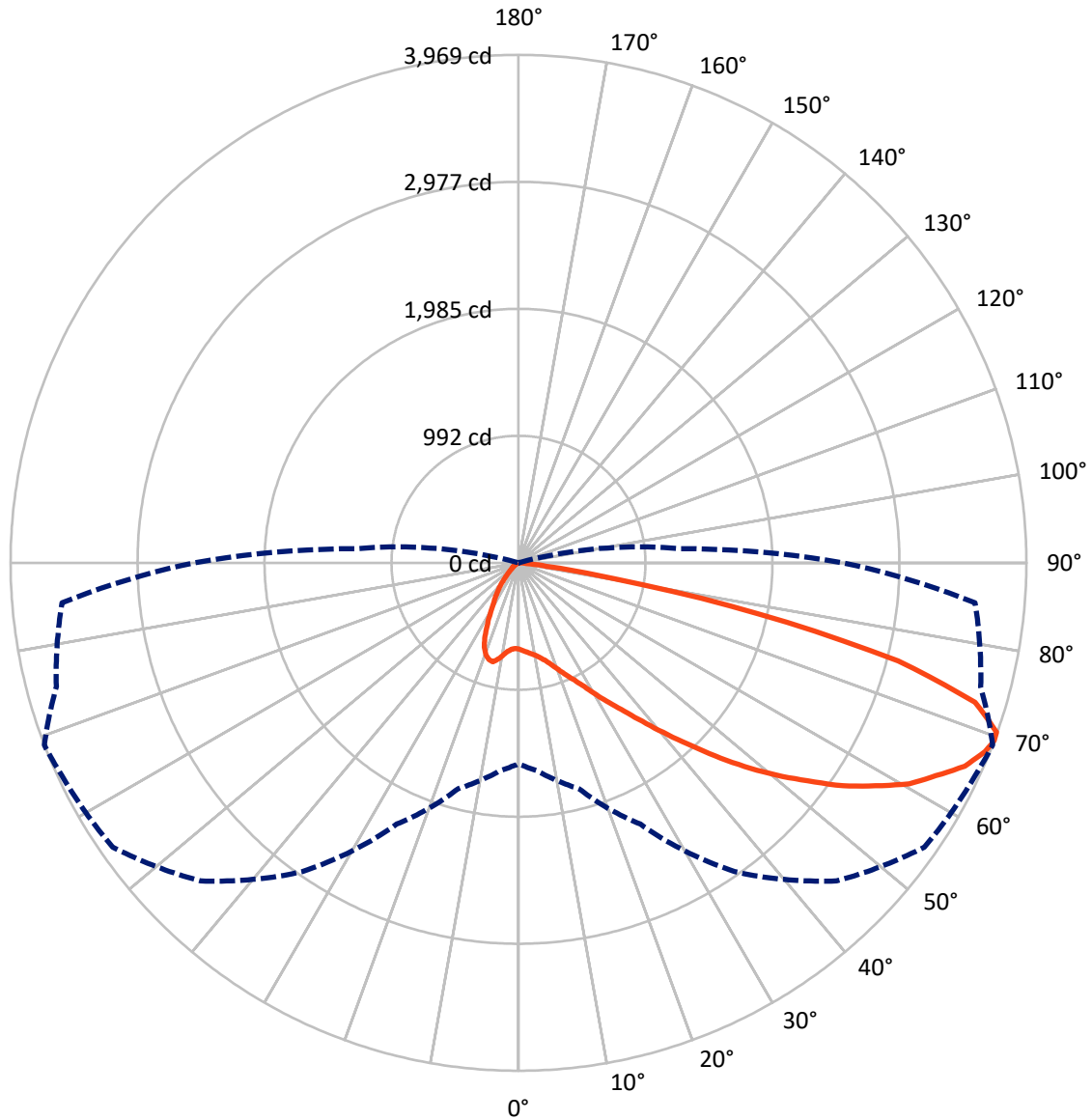
× Max cd
 - - - 1/2 Max cd



Based on 12 foot mounting height. Maximum calculated value = 5.9 fc
 Type III - Medium - N/A

REPORT NUMBER: P595239
CATALOG NUMBER: IST-PA1D-760-U-T3-HSS

Luminous Intensity Polar Plot



— Vertical Plane Through 69-Deg Lateral - - - Horizontal Cone Through 69-Deg Vertical

REPORT NUMBER: P595239
 CATALOG NUMBER: IST-PA1D-760-U-T3-HSS

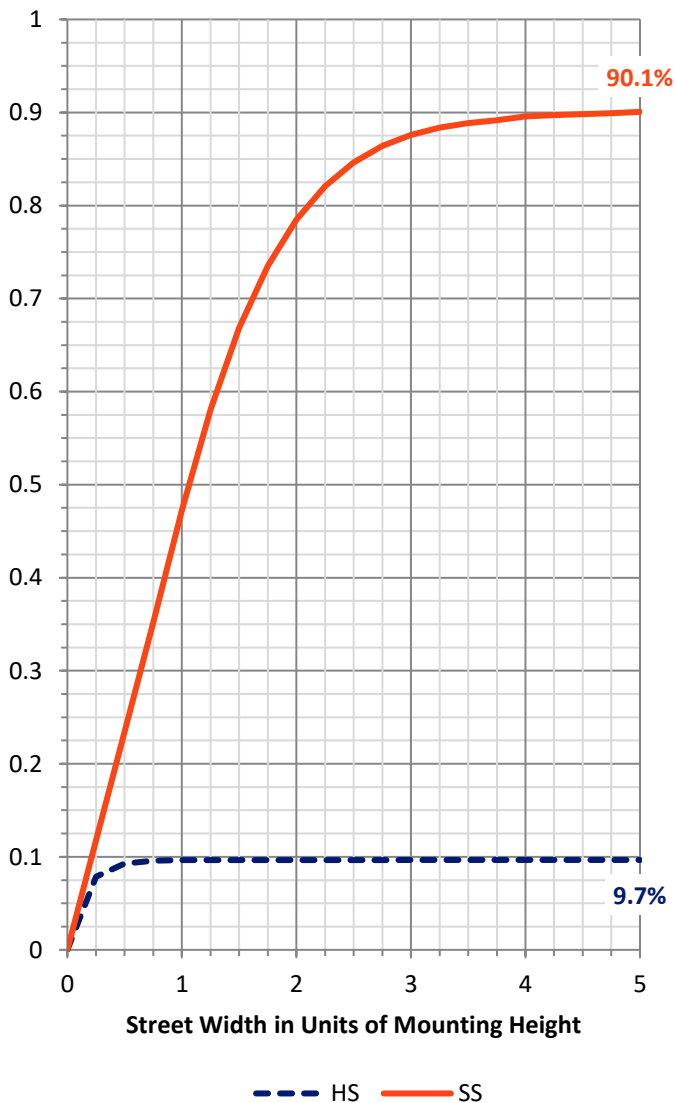
FLUX DISTRIBUTION:

		Downward	Upward	Total
House Side	Lumens	590.7	0.0	590.7
	% Fixture	9.7	0.0	9.7
Street Side	Lumens	5471.3	0.0	5471.3
	% Fixture	90.3	0.0	90.3
Total	Lumens	6062.0	0.0	6062.0
	% Fixture	100.0	0.0	100.0

ZONAL LUMENS:

Zone	Lumens	% Fixture
0°-10°	64.3	1.1
10°-20°	170.1	2.8
20°-30°	283.2	4.7
30°-40°	509.9	8.4
40°-50°	924.6	15.3
50°-60°	1444.9	23.8
60°-70°	1671.7	27.6
70°-80°	934.9	15.4
80°-90°	58.4	1.0
90°-100°	0.0	0.0
100°-110°	0.0	0.0
110°-120°	0.0	0.0
120°-130°	0.0	0.0
130°-140°	0.0	0.0
140°-150°	0.0	0.0
150°-160°	0.0	0.0
160°-170°	0.0	0.0
170°-180°	0.0	0.0
0°-90°	6062.0	100.0
0°-180°	6062.0	100.0

Coefficient of Utilization

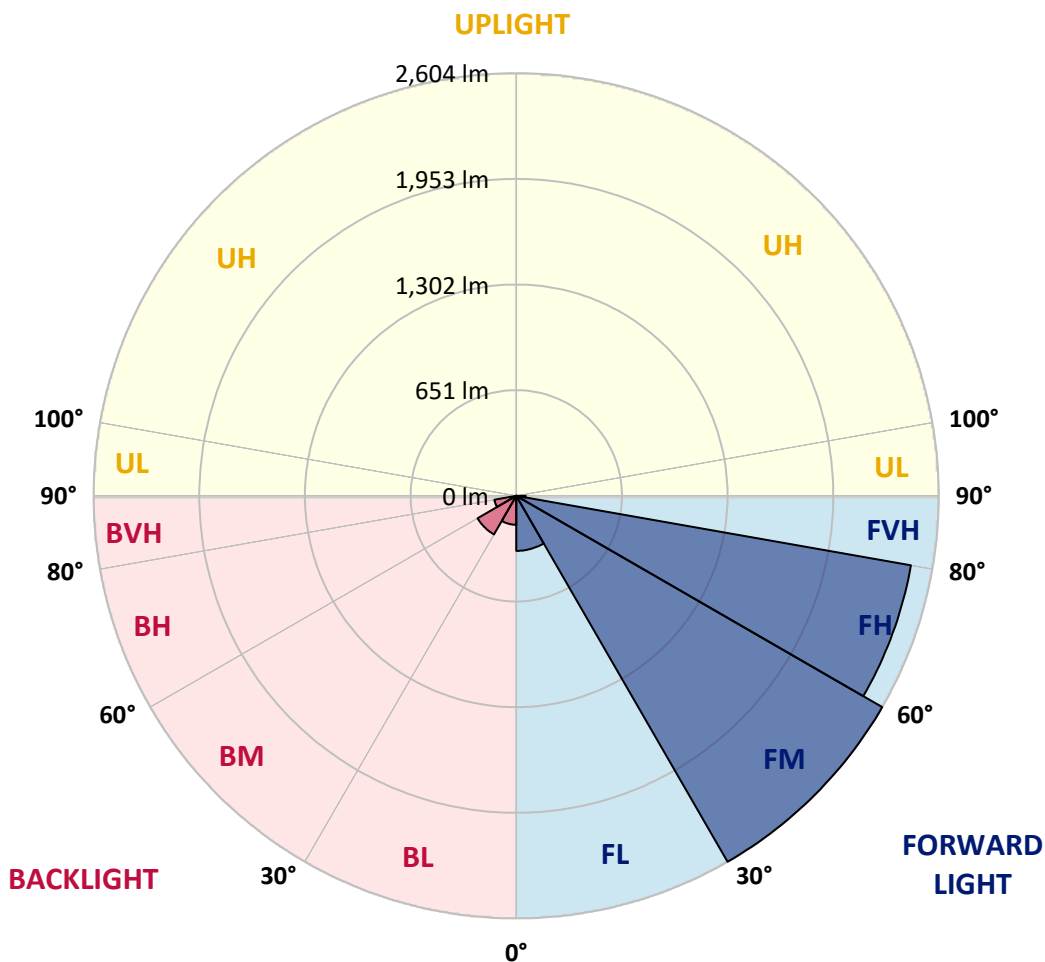


REPORT NUMBER: P595239
 CATALOG NUMBER: IST-PA1D-760-U-T3-HSS

LUMINAIRE CLASSIFICATION SYSTEM LUMEN TABLE AND BUG RATING:

Zone	Lumens	% Fixture	Zone Rating/Lumen Limit		
			B	U	G
FL (0°-30°)	339.1	5.6			
FM (30°-60°)	2604.4	43.0			
FH (60°-80°)	2469.8	40.7			G2/5000
FVH (80°-90°)	57.9	1.0			G1/100
BL (0°-30°)	178.5	2.9	B1/500		
BM (30°-60°)	275.0	4.5	B1/1000		
BH (60°-80°)	136.8	2.3	B1/500		G1/500
BVH (80°-90°)	0.4	0.0			G0/10
UL (90°-100°)	0.0	0.0		U0/0	
UH (100°-180°)	0.0	0.0		U0/0	

BUG Rating: B1-U0-G2
 Type III Medium





REPORT NUMBER: P595239
 CATALOG NUMBER: IST-PA1D-760-U-T3-HSS

CANDELA DISTRIBUTION (FULL):

	0°	5°	15°	25°	35°	45°	55°	65°	69°	75°	85°
0°	674.3	674.3	674.3	674.3	674.3	674.3	674.3	674.3	674.3	674.3	674.3
2.5°	698.5	698.5	698.5	694.5	696.5	694.5	692.5	686.4	688.4	686.4	680.4
5°	674.3	676.3	682.4	686.4	696.5	700.5	702.6	702.6	700.5	696.5	692.5
7.5°	627.9	627.9	633.9	646.0	666.2	688.4	706.6	716.7	718.7	718.7	712.7
10°	615.8	615.8	623.8	631.9	652.1	678.3	706.6	730.8	734.9	738.9	736.9
12.5°	609.7	611.7	619.8	633.9	660.2	684.4	714.7	749.0	761.1	771.2	773.2
15°	617.8	617.8	625.8	640.0	670.3	704.6	742.9	781.3	793.4	807.5	817.6
17.5°	629.9	633.9	638.0	652.1	680.4	722.8	773.2	823.7	837.8	856.0	864.1
20°	650.1	650.1	654.1	666.2	696.5	747.0	817.6	878.2	890.3	902.4	912.5
22.5°	674.3	676.3	676.3	686.4	720.7	775.2	856.0	930.7	950.9	956.9	961.0
25°	747.0	742.9	728.8	722.8	749.0	807.5	902.4	993.3	1015.5	1021.5	1013.5
27.5°	898.4	882.2	843.9	803.5	799.5	858.0	965.0	1072.0	1096.2	1098.3	1070.0
30°	1088.2	1090.2	1027.6	940.8	882.2	912.5	1033.7	1170.9	1195.2	1185.1	1140.7
32.5°	1322.4	1312.3	1265.8	1140.7	1023.6	997.3	1108.4	1273.9	1302.2	1286.0	1227.5
35°	1522.2	1528.3	1471.8	1360.7	1213.3	1128.5	1199.2	1389.0	1423.3	1395.0	1322.4
37.5°	1689.8	1697.9	1663.5	1572.7	1441.5	1308.2	1318.3	1524.2	1570.7	1542.4	1451.6
40°	1875.5	1881.6	1867.4	1768.5	1651.4	1522.2	1477.8	1679.7	1742.3	1703.9	1609.0
42.5°	2079.4	2101.6	2077.4	1998.7	1877.5	1766.5	1699.9	1869.5	1932.1	1907.8	1780.6
45°	2358.0	2360.0	2331.8	2253.1	2127.9	2037.0	1956.3	2071.4	2152.1	2121.8	1972.4
47.5°	2564.0	2578.1	2561.9	2507.4	2406.5	2345.9	2234.9	2293.4	2378.2	2339.9	2170.3
50°	2721.4	2759.8	2745.7	2761.8	2711.3	2685.1	2515.5	2523.6	2606.4	2574.0	2372.2
52.5°	2808.2	2856.7	2860.7	2943.5	2985.9	3050.5	2788.0	2775.9	2828.4	2800.2	2578.1
55°	2796.1	2808.2	2909.2	3060.6	3226.1	3373.5	3054.5	3004.1	3076.7	2998.0	2796.1
57.5°	2679.0	2709.3	2887.0	3074.7	3367.5	3581.5	3284.7	3228.2	3288.7	3183.7	3020.2
60°	2511.5	2555.9	2784.0	3052.5	3450.2	3706.6	3508.8	3452.3	3506.8	3379.6	3274.6
62.5°	2360.0	2380.2	2590.2	2959.7	3401.8	3700.6	3682.4	3629.9	3662.2	3529.0	3492.6
65°	2144.0	2152.1	2360.0	2792.1	3294.8	3660.2	3777.3	3797.5	3831.8	3654.1	3648.1
67.5°	1810.9	1829.1	2035.0	2499.4	3117.1	3581.5	3852.0	3892.4	3932.7	3720.8	3676.3
69°	1570.7	1629.2	1827.1	2253.1	2945.5	3514.8	3872.2	3936.8	3969.1	3738.9	3581.5
70°	1374.8	1425.3	1653.4	2063.3	2794.1	3440.1	3886.3	3930.7	3963.0	3700.6	3426.0
72.5°	690.5	755.1	1068.0	1506.1	2220.7	3099.0	3813.6	3765.2	3730.9	3403.8	2771.9
75°	266.5	276.6	458.3	858.0	1389.0	2275.3	3256.4	3165.6	3064.6	2582.1	1643.4
77.5°	147.4	145.4	199.9	379.5	591.5	1112.4	2202.6	2057.2	1917.9	1387.0	666.2
80°	62.6	66.6	86.8	181.7	310.9	385.6	1070.0	950.9	757.1	440.1	159.5
82.5°	38.4	40.4	60.6	111.0	216.0	147.4	347.2	296.8	218.0	119.1	38.4
85°	12.1	14.1	42.4	74.7	105.0	60.6	78.7	68.6	60.6	50.5	12.1
87.5°	2.0	2.0	16.2	40.4	28.3	10.1	8.1	14.1	22.2	24.2	4.0
90°	0.0	0.0	0.0	0.0	0.0	0.0	0.0	0.0	0.0	0.0	0.0



REPORT NUMBER: P595239
 CATALOG NUMBER: IST-PA1D-760-U-T3-HSS

CANDELA DISTRIBUTION (continued):

	90°	95°	105°	115°	125°	135°	145°	155°	165°	175°	180°
0°	674.3	674.3	674.3	674.3	674.3	674.3	674.3	674.3	674.3	674.3	674.3
2.5°	678.3	674.3	670.3	668.2	668.2	664.2	662.2	660.2	660.2	658.1	658.1
5°	686.4	682.4	678.3	676.3	672.3	670.3	670.3	670.3	668.2	670.3	672.3
7.5°	706.6	700.5	698.5	696.5	696.5	690.5	680.4	654.1	627.9	619.8	611.7
10°	734.9	732.8	732.8	732.8	718.7	666.2	593.5	528.9	494.6	466.4	466.4
12.5°	775.2	775.2	773.2	767.2	694.5	567.3	454.2	357.3	300.8	268.5	272.5
15°	819.7	817.6	821.7	783.3	611.7	438.1	274.6	193.8	163.5	159.5	159.5
17.5°	866.1	870.1	866.1	740.9	502.7	270.5	163.5	147.4	143.3	143.3	143.3
20°	914.5	910.5	904.5	668.2	365.4	169.6	141.3	137.3	133.2	131.2	131.2
22.5°	963.0	959.0	918.6	575.4	228.1	139.3	133.2	125.2	119.1	117.1	117.1
25°	1009.4	1009.4	892.3	456.3	155.5	131.2	121.1	113.1	107.0	100.9	100.9
27.5°	1068.0	1072.0	849.9	319.0	131.2	121.1	109.0	96.9	88.8	84.8	84.8
30°	1134.6	1140.7	781.3	207.9	119.1	107.0	94.9	80.8	68.6	64.6	62.6
32.5°	1213.3	1219.4	702.6	137.3	107.0	92.9	78.7	60.6	48.5	46.4	44.4
35°	1314.3	1300.1	607.7	109.0	92.9	78.7	60.6	42.4	34.3	32.3	32.3
37.5°	1439.4	1409.2	498.7	94.9	78.7	62.6	44.4	28.3	22.2	22.2	20.2
40°	1582.8	1498.0	385.6	84.8	66.6	48.5	28.3	18.2	14.1	14.1	14.1
42.5°	1740.3	1572.7	274.6	74.7	54.5	34.3	18.2	10.1	8.1	8.1	8.1
45°	1922.0	1641.3	187.8	64.6	46.4	24.2	10.1	4.0	4.0	4.0	4.0
47.5°	2103.7	1685.7	125.2	56.5	34.3	14.1	6.1	2.0	2.0	2.0	2.0
50°	2287.4	1720.1	96.9	48.5	24.2	8.1	2.0	0.0	0.0	0.0	0.0
52.5°	2450.9	1744.3	78.7	40.4	16.2	6.1	2.0	0.0	0.0	0.0	0.0
55°	2592.2	1746.3	68.6	32.3	12.1	4.0	0.0	0.0	0.0	0.0	0.0
57.5°	2735.6	1730.2	58.5	24.2	8.1	2.0	0.0	0.0	0.0	0.0	0.0
60°	2822.4	1687.8	46.4	18.2	6.1	2.0	0.0	0.0	0.0	0.0	0.0
62.5°	2874.9	1617.1	36.3	12.1	4.0	2.0	0.0	0.0	0.0	0.0	0.0
65°	2844.6	1528.3	26.2	8.1	4.0	2.0	0.0	0.0	0.0	0.0	0.0
67.5°	2703.3	1391.0	18.2	6.1	2.0	2.0	0.0	0.0	0.0	0.0	0.0
69°	2535.7	1265.8	16.2	4.0	2.0	2.0	0.0	0.0	0.0	0.0	0.0
70°	2388.3	1168.9	14.1	4.0	2.0	2.0	0.0	0.0	0.0	0.0	0.0
72.5°	1778.6	753.0	12.1	4.0	2.0	2.0	0.0	0.0	0.0	0.0	0.0
75°	999.3	252.4	8.1	2.0	2.0	0.0	0.0	0.0	0.0	0.0	0.0
77.5°	375.5	64.6	4.0	2.0	0.0	0.0	0.0	0.0	0.0	0.0	0.0
80°	82.8	16.2	2.0	0.0	0.0	0.0	0.0	0.0	0.0	0.0	0.0
82.5°	18.2	4.0	0.0	0.0	0.0	0.0	0.0	0.0	0.0	0.0	0.0
85°	6.1	2.0	0.0	0.0	0.0	0.0	0.0	0.0	0.0	0.0	0.0
87.5°	2.0	0.0	0.0	0.0	0.0	0.0	0.0	0.0	0.0	0.0	0.0
90°	0.0	0.0	0.0	0.0	0.0	0.0	0.0	0.0	0.0	0.0	0.0

(END OF REPORT)